



Ipswich Show

13, 14 & 15 MAY 2022

SECTION 12: PRESERVES SCHEDULE

IPSWICH SHOW 2022 PARTNERS

The President and Members of the Ipswich Show Society would like to thank our partners for their valued support of the Ipswich Show 2022.



Queensland
Government



GENERAL CONDITIONS OF ENTRY AND COMPETITION

- This Show is conducted subject to the rules of the Queensland Chamber of Agricultural Societies, the constitution and rules of this Society and any regulation which appears within the Schedule for individual sections of this Show. Should there be any conflict between the rules of the Queensland Chamber of Agricultural Societies, the constitution and rules of this society and the regulations appearing in any schedule, the constitution, rules and regulations appearing in the schedule of this Society shall prevail.
- All persons upon entering any class in this Schedule agree to indemnify the IPSWICH SHOW SOCIETY against liability for any accident, damage, loss or illness to any Exhibit, Exhibitor or Competitor and agree that all Competitions are under the complete and total control of the IPSWICH SHOW SOCIETY whose decision in all matters is final.
- Entrants must comply with the Queensland Workplace Health and Safety (WHS) Regulations Act 2011.
- Entrants agree to abide by COVID safe requirements and directions by the Ipswich Show Society Management and adhere to current Queensland COVID-19 restrictions as listed under the Chief Health Officer Public Health Directive.

THE IPSWICH SHOW SOCIETY

- Will appoint a Chief Steward to each section as its representative in all matters. Failure to comply with lawful directions from appointed Stewards, Committee or Staff or use of verbal or physical abuse will result in Disciplinary Action which may include exclusion from further Competitions and/or the Ipswich Showgrounds.
- Will appoint Judges whose decisions are final and for which no verbal or written communication will be accepted or entered into.
- Reserves the right to make any decisions, inclusions or changes to this Schedule including Conditions of Entry as it may deem fitting without further notice.
- Entering of Competitions does not constitute free admission entry into the Ipswich Show.
- By way of entering for this Competition exhibitors acknowledge that they are compliant with these Conditions.

ANIMAL/S AND BIRD/S EXHIBITORS

- All animal/s and bird/s exhibitors must sign an EXHIBIT HEALTH DECLARATION upon delivery of entry and must comply with the health requirements detailed in this document.
- Exhibit Health Declarations are available at the Show Office or Website www.ipswichshow.com.au
- All Veterinarian fees are the responsibility of the Owner of the animal. Ipswich Show will not take responsibility for any veterinarian fees.

CONDITIONS OF ENTRY INTO GROUNDS

- Terms & Conditions located at front Gate Entry.
- No Glass is to be brought on the Grounds. (Other than entries into sections that require glass jars/bottles.)
- All electrical leads must be tagged in accordance with the relevant industrial regulations.

PRIVACY STATEMENT

The information provided by you in any application for membership or application to enter is used by the Ipswich Show Society to offer member services or to organise and conduct competitions at the Ipswich Show. By applying for membership or entering our competitions you consent to provide such details as your name, address and exhibit, details. Competition information may be made available to the media and included in Ipswich Show publications. Your information will not be disclosed without your consent for any other purpose unless required by law.

SCHEDULE 12 | PRESERVES

CHIEF STEWARD

Carol van de Ven
0448 830 475

STEWARDS

H Reich
J Pamplung
G Imhoff
R Walton
D Lee
D Bowen

ENTRY FEE

\$1.50 per entry | (includes GST)
(Unless otherwise stated)

ENTRIES CLOSE

11:59pm Friday 29th April

Late entries will not be accepted. Chief Stewards will not be accepting payments.

EXHIBIT DROP OFF

The ACTUAL exhibits to be delivered directly to the Stewards at the Preserves Section in the Events Centre on:

Wednesday 11th May between 7:00pm to 8:30pm

Thursday 12th May between 7:00am - 9:00am

Exhibits MUST be in position by 9:00am Thursday 12 May.

Entry via Parker Ave. Please do not deliver to the Show Office.

Once you have completed your entry via Showday Online you will receive an exhibit card. Please ensure to attach to your exhibit before delivery.

JUDGING

Commencing at 10:00am Thursday, 12th May 2022

PRIZE MONEY

1st = \$3.00, 2nd = \$2.00 and 3rd = \$1.50 (unless otherwise stated)

AWARDS

Preserves | Most Successful Exhibitor | Sash

EXHIBIT COLLECTION

8:00am to 9:30am – Monday, 16th May 2022

PRESERVES | RULES & REGULATIONS


In conjunction with General Conditions of Entry & Competition in front of Schedule:

- Any exhibit not collected by 9:30am Monday 16th May 2022 will be disposed of unless other arrangements have been made.
- Any prize cards not collected will be left at the office (Exhibitors must make arrangements to collect these by 27th May 2022)

- Competitors are welcome at the judging
- Exhibits in this Section must be the actual work of the person in whose name they are entered
- The Judge has the right to withhold awarding a prize if the exhibit is considered unworthy
- The Judges decision will be final and no correspondence will be entered into
- Only One (1) Entry Per Class Per Person, unless otherwise stated
- Prizes only given if a minimum of 3 entries in class OR at Judges discretion
- All exhibits to be in bottles the approximate size of 375g jam bottles, the jar must be firmly sealed;
- Lids are not to be covered with cloth;
- One bottle, except where otherwise stated.

- Class 12000 LEMON BUTTER
- Class 12001 PASSIONFRUIT BUTTER
- Class 12002 ORANGE MARMALADE
- Class 12003 MARMALADE | Any Other Variety
More than one entry allowed if marmalade are a different variety.
Please include the type of marmalade in your entry name.
- Class 12004 APRICOT JAM
- Class 12005 JAM | Any Other Variety
More than one entry allowed if jam are a different variety.
Please include the type of jam in your entry name.
- Class 12006 ROSELLA JAM
- Class 12007 SAVOURY JAM | Any Variety
Please write on exhibit card the type of jam.
- Class 12008 MUSTARD PICKLES
- Class 12009 PICKLED ONIONS
- Class 12010 CHUTNEY | Any Variety
More than one entry is allowed if Chutney is a different variety.
Please write on the exhibit card the type of Chutney.
- Class 12011 TOMATO SAUCE
- Class 12012 TOMATO RELISH
- Class 12013 ONE BOTTLE PRESERVED FRUIT/VEGETABLES
- Class 12014 MISCELLANEOUS – ANY ITEM NOT PROVIDED FOR
More than one entry is allowed if different variety.
Please include the type in your entry name.


HOW TO ENTER



This year the Ipswich Show is allowing online entries!!

The fully automated platform allows you to easily enter, pay and track results. Plus, you can add other people's entries at the same time you do yours, and even receive your winnings directly into your bank account. Now there are more options to exhibit something at the Show to wow all your friends and family!

To enter visit: <https://showday.online/> and register your account.



REGISTER

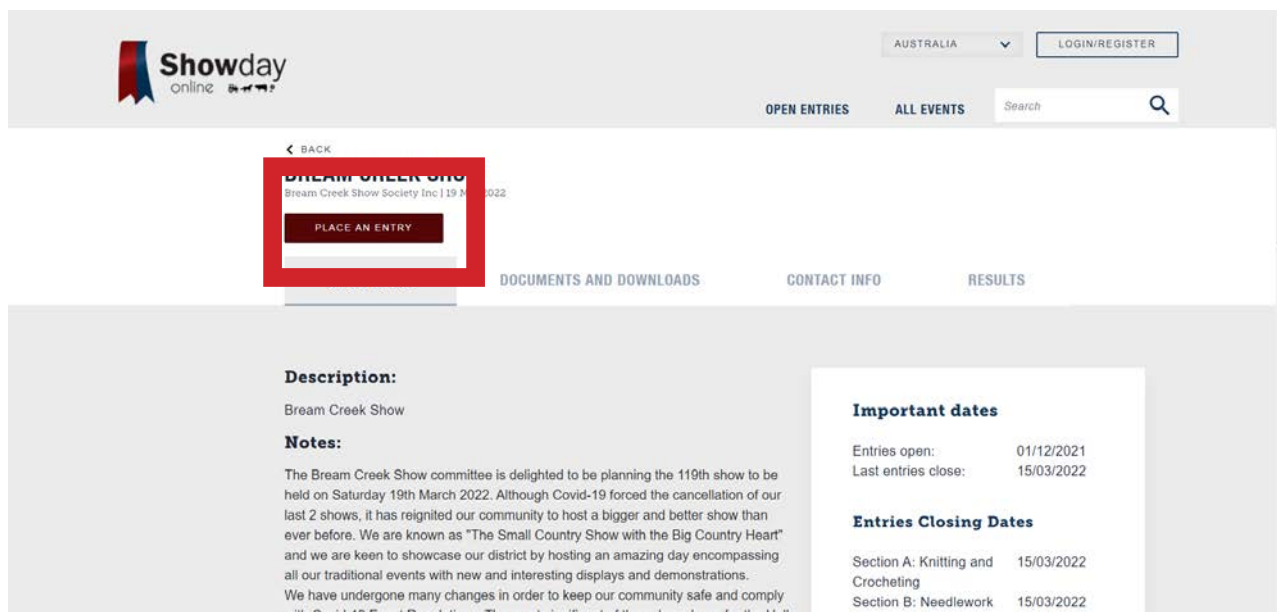
1. When visiting Showday online for the first time you will need to create an account. Single click the Register button. Complete your details and then single click the green Create New Account button.

2. You will need to have the correct punctuation, address info etc, as this information is how all the shows you enter (via Showday.online) will identify you. An individual show cannot change this information once they have received your entry and you are responsible to keep this information up to date on Showday.online.

3. You will receive a welcome email from Showday.online . Follow the directions and setup your Showday.online login password. Then single click the green Save button. If you do not receive this email, please contact Showday via their Contact link -<https://showday.online/contact>.
4. YOU MUST DO THIS TO ACTIVATE YOUR ACCOUNT
5. Please do not create multiple accounts on Showday.online as each show will have information against accounts already created.

LOG IN AND ENTER

1. Once you have created your account, from the home page, click on the ALL EVENTS tab at the top of the page. A new page will load with a list of Shows, scroll down to Ipswich Show and select.
2. One the page loads click on the PLACE AN ENTRY on the top left to begin entering.



3. Click on Individual or Group Entry
4. Fill Entrant - Add new entrant and enter your details
- 5.. Click on Name and Exhibit type
6. Select the Section and Classes you wish to enter

For further instructions please visit:

<https://showday-online.com/how-to-place-entries/>

If you are unable to enter via Showday please contact the Ipswich Show Society who will help assist you 3281 1577



Cover Photo by Fernando Andrade on Unsplash
Inside Photo by Keri Titley on Unsplash
Back Page Photo by Markus Avila on Unsplash