



Ipswich Show

13, 14 & 15 MAY

SECTION 16: SCHOOLWORK



IPSWICH SHOW 2022 PARTNERS

The President and Members of the Ipswich Show Society would like to thank our partners for their valued support of the Ipswich Show 2022.



**Queensland
Government**



GENERAL CONDITIONS OF ENTRY AND COMPETITION

- This Show is conducted subject to the rules of the Queensland Chamber of Agricultural Societies, the constitution and rules of this Society and any regulation which appears within the Schedule for individual sections of this Show. Should there be any conflict between the rules of the Queensland Chamber of Agricultural Societies, the constitution and rules of this society and the regulations appearing in any schedule, the constitution, rules and regulations appearing in the schedule of this Society shall prevail.
- All persons upon entering any class in this Schedule agree to indemnify the IPSWICH SHOW SOCIETY against liability for any accident, damage, loss or illness to any Exhibit, Exhibitor or Competitor and agree that all Competitions are under the complete and total control of the IPSWICH SHOW SOCIETY whose decision in all matters is final.
- Entrants must comply with the Queensland Workplace Health and Safety (WHS) Regulations Act 2011.
- Entrants agree to abide by COVID safe requirements and directions by the Ipswich Show Society Management and adhere to current Queensland COVID-19 restrictions as listed under the Chief Health Officer Public Health Directive.

THE IPSWICH SHOW SOCIETY

- Will appoint a Chief Steward to each section as its representative in all matters. Failure to comply with lawful directions from appointed Stewards, Committee or Staff or use of verbal or physical abuse will result in Disciplinary Action which may include exclusion from further Competitions and/or the Ipswich Showgrounds.
- Will appoint Judges whose decisions are final and for which no verbal or written communication will be accepted or entered into.
- Reserves the right to make any decisions, inclusions or changes to this Schedule including Conditions of Entry as it may deem fitting without further notice.
- Entering of Competitions does not constitute free admission entry into the Ipswich Show.
- By way of entering for this Competition exhibitors acknowledge that they are compliant with these Conditions.

ANIMAL/s AND BIRD/S EXHIBITORS

- All animal/s and bird/s exhibitors must sign an EXHIBIT HEALTH DECLARATION upon delivery of entry and must comply with the health requirements detailed in this document.
- Exhibit Health Declarations are available at the Show Office or Website www.ipswichshow.com.au
- All Veterinarian fees are the responsibility of the Owner of the animal. Ipswich Show will not take responsibility for any veterinarian fees.

CONDITIONS OF ENTRY INTO GROUNDS

- Terms & Conditions located at front Gate Entry.
- No Glass is to be brought on the Grounds. (Other than entries into sections that require glass jars/bottles.)
- All electrical leads must be tagged in accordance with the relevant industrial regulations.

PRIVACY STATEMENT

The information provided by you in any application for membership or application to enter is used by the Ipswich Show Society to offer member services or to organise and conduct competitions at the Ipswich Show. By applying for membership or entering our competitions you consent to provide such details as your name, address and exhibit, details. Competition information may be made available to the media and included in Ipswich Show publications. Your information will not be disclosed without your consent for any other purpose unless required by law.



SCHEDULE 16 | SCHOOLWORK

CHIEF STEWARD

Mrs Vanna McGreevy (07) 3424 5773 or 0408 185 948

STEWARDS

Mr R McGreevy Mrs J Grieve

ENTRY FEE

\$0.80c per entry

(all fees include GST)

\$3.00 per display for Childcare/Day-care/Kindergarten (Class 16039)

(unless otherwise stated)

ENTRIES CLOSE

11:59pm Thursday 5th May 2022

Late entries will not be accepted. Chief Stewards will not be accepting payments.

Once you have completed your entry via Showday Online you will receive an exhibit card.

Please ensure to attach to your exhibit before delivery.

EXHIBIT DROP OFF

The ACTUAL exhibits to be delivered to the Ipswich Show Office by Friday 6th May 2022.

Ipswich Showgrounds | 81 Warwick Road, Ipswich.

POSTING EXHIBITS

Exhibits forwarded by post must be securely packed and dispatched in sufficient time to reach the Office no later than Friday 6th May 2022.

Ipswich Show Society, PO Box 812, Booval Q 4304

EXHIBIT COLLECTION

Exhibits to be collected between 2:00pm and 4:00pm on Monday 16th May, 2022.



PRIZE MONEY

First = \$5.00 / Second = \$3.00 (unless otherwise stated)

AWARDS

Trophy for Prep and Year One winning entry

Trophy for Year Two, Year Three and Year Four winning entry

Trophy for Year Five and Year Six winning entry

Trophy for Digitally produced piece of work winning entry

Trophy for High School winning entry

Trophy for Special School Student winning entry

Trophy for Childcare/ Daycare/ Kindergarten winning entry

Shield of Excellence - Presented to the School/College with the most awarded points for all entries in the Schoolwork Schedule. The winning school with house the shield for the ensuring year.

SCHOOLWORK - RULES AND REGULATIONS

In conjunction with General Conditions of Entry & Competition:

- All work must have been executed since previous Show, solely by the Exhibitor and prior to finishing School Course. No more than two (2) entries by any one Exhibitor in one Class.
- Paintings, drawings etc. to have no frames and to be presented flat (not rolled up).
- The Society reserves the right to display exhibits in accordance with the space available.
- The Society will not under any circumstances, hold itself responsible for any loss or mis-delivery of exhibits in this section or any damage thereto but will exercise all reasonable care.
- Prizes only given if a minimum of 3 entries in class OR at Judges discretion

TEACHERS, PLEASE NOTE

- Exhibits in numerous instances automatically disqualify themselves by their failure to attach to their exhibit card. Once you have completed your entry via Showday Online you will receive an exhibit card. Please ensure to attach to your exhibit before delivery.
- Also please note the maximum size of posters.

PREP AND YEAR ONE

Must be Individual Entries.

- Class 16000 DRAWING | Using Pencils, Crayons or Felt Pens (Max paper size: A4)
- Class 16001 PAINTING | Using Fingers or Brushes (Max paper size: A3)
- Class 16002 3D CONSTRUCTION | Using Materials of Own Choice

YEAR TWO

Must be Individual Entries.

- Class 16003 DRAWING | Using Pencils, Crayons or Felt Pens (Max paper size: A4)
- Class 16004 PAINTING | Brush (Max paper size: A3)
- Class 16005 3D CONSTRUCTION | Using Materials of Own Choice

YEAR THREE

Must be Individual Entries.

- Class 16006 DRAWING | Using Pencils, Crayons or Felt Pens (Max paper size: A4)
- Class 16007 PAINTING | Own Choice (Max paper size: A3)
- Class 16008 3D CONSTRUCTION | Using Materials of Own Choice

YEAR FOUR

Must be Individual Entries.

- Class 16009 DRAWING | Using Pencils, Crayons or Felt Pens (Max paper size: A4)
- Class 16010 PAINTING | Own Choice (Max paper size: A3)
- Class 16011 3D CONSTRUCTION | Using Materials of Own Choice

YEAR FIVE

Must be Individual Entries.

- Class 16012 DRAWING | Using Pencils, Crayons or Felt Pens (Max paper size: A4)
- Class 16013 PAINTING | Own Choice (Max paper size: A3)
- Class 16014 3D CONSTRUCTION | Using Materials of Own Choice

YEAR SIX

Must be Individual Entries.

- Class 16015 DRAWING | Using Pencils, Crayons or Felt Pens (Max paper size: A4)
- Class 16016 PAINTING | Own Choice (Max paper size: A3)
- Class 16017 3D CONSTRUCTION or POTTERY ARTICLE

DIGITALLY PRODUCED PIECE OF WORK

(Can be produced at school or home)

E.g., Students narrative typed onto a computer and illustrated using paint or publisher, etc.

- Class 16018 YEAR ONE or YEAR TWO entries
- Class 16019 YEAR THREE or YEAR FOUR entries
- Class 16020 YEAR FIVE or YEAR SIX entries

HIGH SCHOOL

Must be Individual Entries.

- Class 16021 DRAWING | Using pencils, crayons or felt pens (Max paper size A3)
- Class 16022 PAINTING | Own choice of medium (Max paper size A3)
- Class 16023 COLLAGE, PAPER CRAFT | e.g., Origami or card making) – Own choice of subject
- Class 16024 3D Construction of own choice of medium Pottery, Cardboard, Wood work, etc.

SPECIAL SCHOOL STUDENTS ONLY

- Class 16025 ANY ARTICLE OF CRAFT OR POTTERY – 13 Years and Over
- Class 16026 ANY ARTICLE OF CRAFT OR POTTERY – Under 13 Years

- Class 16027 ANY ARTICLE OF STITCHERY OR TAPESTRY– 13 Years and Over (Max size: 62cm x 91cm)
- Class 16028 ANY ARTICLE OF STITCHERY OR TAPESTRY– Under 13 Years (Max size: 62cm x 91cm)
- Class 16029 ANY ARTICLE OF NEEDLEWORK – 13 years and over
- Class 16030 ANY ARTICLE OF NEEDLEWORK – Under 13 years
- Class 16031 DRAWING USING PENCILS, CRAYONS OR FELT PENS– 13 years and over – Own subject
- Class 16032 DRAWING USING PENCILS, CRAYONS OR FELT PENS – Under 13 Years – Own subject
- Class 16033 PAINTING – Own subject and choice of medium – 13 years and over
- Class 16034 PAINTING – Own subject and choice of medium – Under 13 years
- Class 16035 COLLAGE OR PAPER CRAFT (e.g., Origami, card making) – 13 years and over
- Class 16036 COLLAGE OR PAPER CRAFT (e.g., Origami, card making) – Under 13 years
- Class 16037 3D CONSTRUCTION – Own choice of medium and subject – Over 13 years
- Class 16038 3D CONSTRUCTION – Own choice of medium and subject – Under 13 years

CHILDCARE / DAYCARE / KINDERGARTEN

Entry Fee: \$3.00

Prize = Trophy

- Class 16039 DISPLAY – Children’s Work (Max Size: 100cm x 100cm)

SCARECROW COMPETITION

Entry Fee: \$5.00

Prize = 1st \$50, 2nd \$30 and 3rd \$20

Make a Scarecrow at your school or at home and enter it into the Schoolwork section at the show.

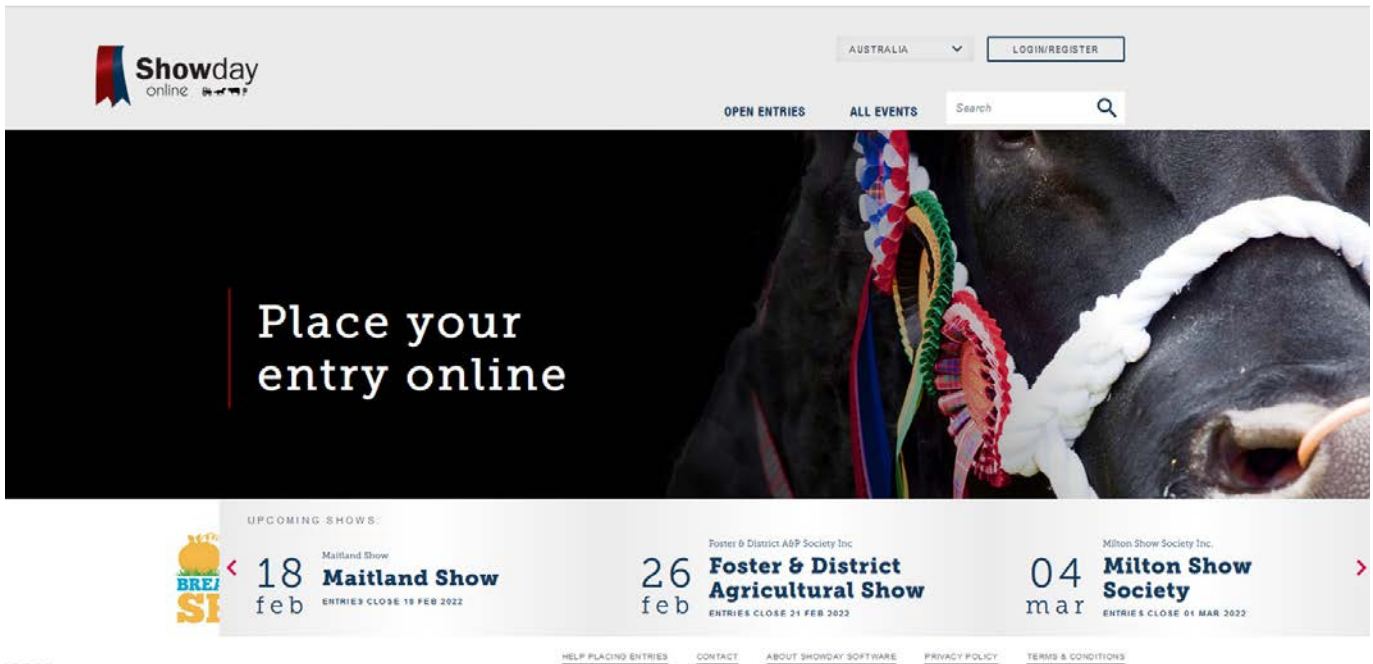
- Class 16040 SCARECROW

Maximum height to be 160cm.

Your own choice of materials for making the scarecrow.

Same delivery date and pick-up date as per all other Schoolwork entries.


HOW TO ENTER



This year the Ipswich Show is allowing online entries!!

The fully automated platform allows you to easily enter, pay and track results. Plus, you can add other people's entries at the same time you do yours, and even receive your winnings directly into your bank account. Now there are more options to exhibit something at the Show to wow all your friends and family!

To enter visit: <https://showday.online/> and register your account.



REGISTER

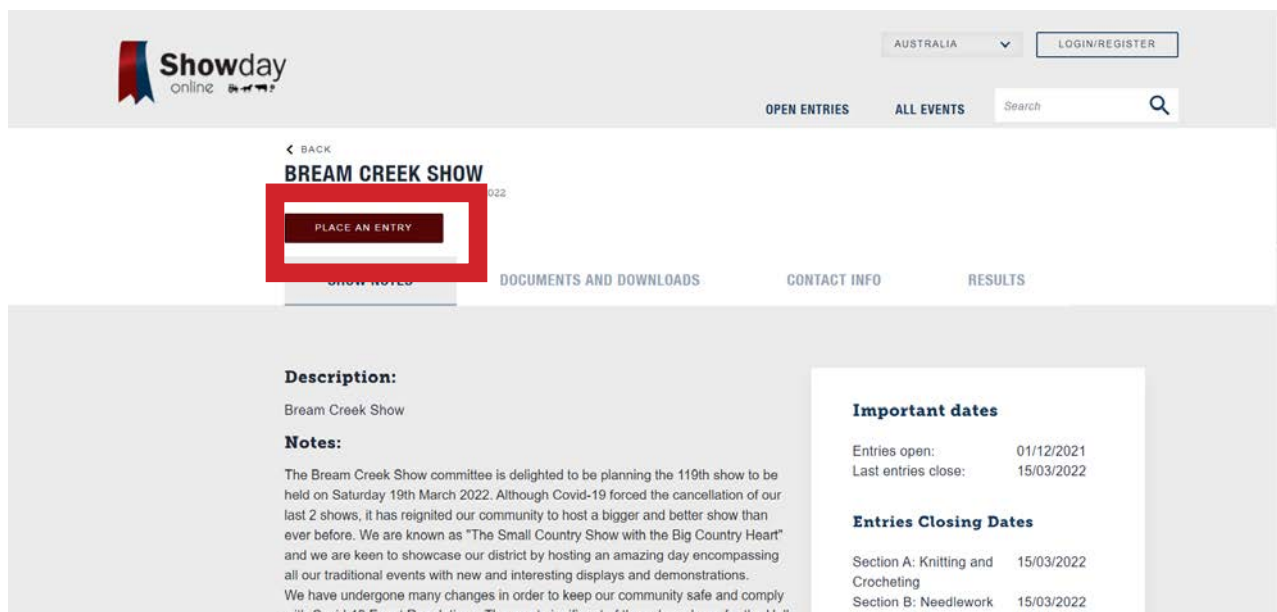
1. When visiting Showday online for the first time you will need to create an account. Single click the Register button. Complete your details and then single click the green Create New Account button.

2. You will need to have the correct punctuation, address info etc, as this information is how all the shows you enter (via Showday.online) will identify you. An individual show cannot change this information once they have received your entry and you are responsible to keep this information up to date on Showday.online.

3. You will receive a welcome email from Showday.online . Follow the directions and setup your Showday.online login password. Then single click the green Save button. If you do not receive this email, please contact Showday via their Contact link -<https://showday.online/contact>.
4. YOU MUST DO THIS TO ACTIVATE YOUR ACCOUNT
5. Please do not create multiple accounts on Showday.online as each show will have information against accounts already created.

LOG IN AND ENTER

1. Once you have created your account, from the home page, click on the ALL EVENTS tab at the top of the page. A new page will load with a list of Shows, scroll down to Ipswich Show and select.
2. One the page loads click on the PLACE AN ENTRY on the top left to begin entering.



3. Click on Individual or Group Entry
4. Fill Entrant - Add new entrant and enter your details
5. Click on Name and Exhibit type
6. Select the Section and Classes you wish to enter

For further instructions please visit:

<https://showday-online.com/how-to-place-entries/>

If you are unable to enter via Showday please contact the Ipswich Show Society who will help assist you 3281 1577



IPSWICH SHOW
SOCIETY

Cover Page Photo by Laura Rivera on Unsplash
Inside page Photo by Christopher Ryan on Unsplash
Middle Spread Photo by Markus Spiske on Unsplash
Backpage Photo by Sigmund on Unsplash