



Ipswich Show

13, 14 & 15 MAY 2022

SECTION 30: LEGO SCHEDULE



IPSWICH SHOW 2022 PARTNERS

The President and Members of the Ipswich Show Society would like to thank our partners for their valued support of the Ipswich Show 2022.



**Queensland
Government**



GENERAL CONDITIONS OF ENTRY AND COMPETITION

- This Show is conducted subject to the rules of the Queensland Chamber of Agricultural Societies, the constitution and rules of this Society and any regulation which appears within the Schedule for individual sections of this Show. Should there be any conflict between the rules of the Queensland Chamber of Agricultural Societies, the constitution and rules of this society and the regulations appearing in any schedule, the constitution, rules and regulations appearing in the schedule of this Society shall prevail.
- All persons upon entering any class in this Schedule agree to indemnify the IPSWICH SHOW SOCIETY against liability for any accident, damage, loss or illness to any Exhibit, Exhibitor or Competitor and agree that all Competitions are under the complete and total control of the IPSWICH SHOW SOCIETY whose decision in all matters is final.
- Entrants must comply with the Queensland Workplace Health and Safety (WHS) Regulations Act 2011.
- Entrants agree to abide by COVID safe requirements and directions by the Ipswich Show Society Management and adhere to current Queensland COVID-19 restrictions as listed under the Chief Health Officer Public Health Directive.

THE IPSWICH SHOW SOCIETY

- Will appoint a Chief Steward to each section as its representative in all matters. Failure to comply with lawful directions from appointed Stewards, Committee or Staff or use of verbal or physical abuse will result in Disciplinary Action which may include exclusion from further Competitions and/or the Ipswich Showgrounds.
- Will appoint Judges whose decisions are final and for which no verbal or written communication will be accepted or entered into.
- Reserves the right to make any decisions, inclusions or changes to this Schedule including Conditions of Entry as it may deem fitting without further notice.
- Entering of Competitions does not constitute free admission entry into the Ipswich Show.
- By way of entering for this Competition exhibitors acknowledge that they are compliant with these Conditions.

ANIMAL/S AND BIRD/S EXHIBITORS

- All animal/s and bird/s exhibitors must sign an EXHIBIT HEALTH DECLARATION upon delivery of entry and must comply with the health requirements detailed in this document.
- Exhibit Health Declarations are available at the Show Office or Website www.ipswichshow.com.au
- All Veterinarian fees are the responsibility of the Owner of the animal. Ipswich Show will not take responsibility for any veterinarian fees.

CONDITIONS OF ENTRY INTO GROUNDS

- Terms & Conditions located at front Gate Entry.
- No Glass is to be brought on the Grounds. (Other than entries into sections that require glass jars/bottles.)
- All electrical leads must be tagged in accordance with the relevant industrial regulations.

PRIVACY STATEMENT

The information provided by you in any application for membership or application to enter is used by the Ipswich Show Society to offer member services or to organise and conduct competitions at the Ipswich Show. By applying for membership or entering our competitions you consent to provide such details as your name, address and exhibit, details. Competition information may be made available to the media and included in Ipswich Show publications. Your information will not be disclosed without your consent for any other purpose unless required by law.



SCHEDULE 30 | LEGO

CHIEF STEWARD

Ben Pforr Phone:

Ken Wilson Phone:

ENTRY FEE

\$2.40 per entry (Unless otherwise stated)

ENRIES CLOSE

11:59PM Friday 29th April 2022

No late entries will be accepted

PRIZE MONEY

1st Prize - \$20 Gift Certificate

2nd Prize - \$5

3rd Prize - \$3

AWARDS PRESENTED FOR

GRAND CHAMPION LEGO DISPLAY ON SHOW

RESERVE GRAND CHAMPION LEGO DISPLAY ON SHOW

EXHIBIT DELIVERY

Entries to be delivered to Ipswich Events Centre | Ipswich Showgrounds on Saturday 7th May 2022 between 9:00AM and 2:00PM. Enter via Parker Avenue

EXHIBIT COLLECTION

Entries will be available for collection on Monday 16th May 2022 between 2:00PM and 6:00PM at the Ipswich Events Centre | Ipswich Showgrounds. Enter via Parker Avenue

LEGO | RULES AND REGULATIONS

• Entry Theme (All categories) Farm Animals

A visit to the farm will make you smile as you come face to face with cows, horses, pigs, sheep, farm dogs, chickens, and ducks. Lego Builders are encouraged to get creative and design and build their own Farm Animal project. It could be one farm animal or a farm yard.

• All entries restricted to a standard 32x32 stud (257mm x 257mm) LEGO baseplate maximum footprint and be no taller than 30cm

• Duplo Lego is accepted.

• ALL ENTRIES MUST BE ORIGINAL CREATIONS BY THE EXHIBITOR (DO NOT SUBMIT BUILT LEGO SETS)

• Entries must be displayed with the Exhibit Card with Class of entry and exhibitor's name

• All work must be the work of exhibitor's

• All entrants are required to enter their date of birth on entry forms to ensure they are placed into the correct age classes

• All prizes awarded are at the Judge's discretion and are final

• Prizes only given if a minimum of 3 entries in class OR at Judges discretion

• The Judges have the right to withhold a prize if the exhibit is considered unworthy

• Any creations that are not collected on Monday 16th May will be placed in a plastic bag and named for pickup until May 30th, 2022 - where the remaining bags will be donated to local second-hand shops.

• All possible care will be taken in the handling of entries. Entrants accept that Ipswich Show Society is not responsible for loss or damage to any entry

• NO EXHIBITORS WILL BE ALLOWED TO VIEW DISPLAYS PRIOR TO SHOW DAYS

LEGO CLASSES

Class 31014 3 to 5 years


Class 31015 6 to 9 years

Class 31016 10 to 13 years

Class 31017 14 to 17 years

Class 31018 Adults of all ages


HOW TO ENTER



This year the Ipswich Show is allowing online entries!!

The fully automated platform allows you to easily enter, pay and track results. Plus, you can add other people's entries at the same time you do yours, and even receive your winnings directly into your bank account. Now there are more options to exhibit something at the Show to wow all your friends and family!

To enter visit: <https://showday.online/> and register your account.



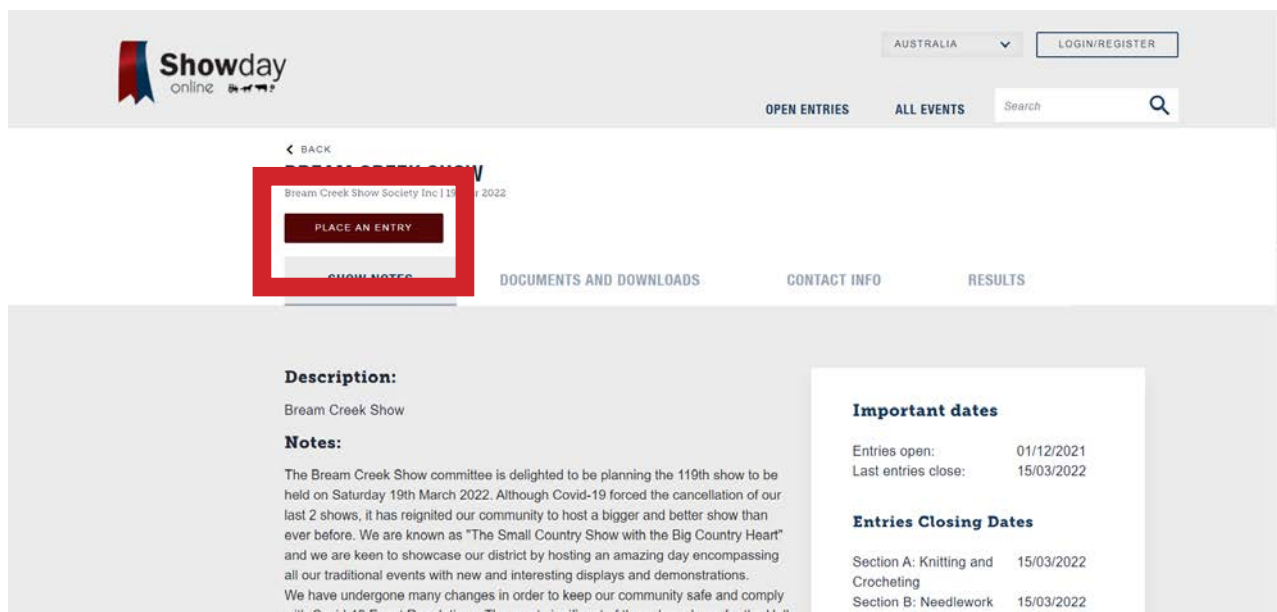
REGISTER

1. When visiting Showday online for the first time you will need to create an account. Single click the Register button. Complete your details and then single click the green Create New Account button.
2. You will need to have the correct punctuation, address info etc, as this information is how all the shows you enter (via Showday.online) will identify you. An individual show cannot change this information once they have received your entry and you are responsible to keep this information up to date on Showday.online.

3. You will receive a welcome email from Showday.online . Follow the directions and setup your Showday.online login password. Then single click the green Save button. If you do not receive this email, please contact Showday via their Contact link -<https://showday.online/contact>.
4. YOU MUST DO THIS TO ACTIVATE YOUR ACCOUNT
5. Please do not create multiple accounts on Showday.online as each show will have information against accounts already created.

LOG IN AND ENTER

1. Once you have created your account, from the home page, click on the ALL EVENTS tab at the top of the page. A new page will load with a list of Shows, scroll down to Ipswich Show and select.
2. One the page loads click on the PLACE AN ENTRY on the top left to begin entering.



3. Click on Individual or Group Entry
4. Fill Entrant - Add new entrant and enter your details
5. Click on Name and Exhibit type
6. Select the Section and Classes you wish to enter

For further instructions please visit:

<https://showday-online.com/how-to-place-entries/>

If you are unable to enter via Showday please contact the Ipswich Show Society who will help assist you 3281 1577



Front Cover Photo by Hello I'm Nik on Unsplash
Inside Cover Photo by JOSE LARRAZOLO on Unsplash
Inside Photo by Carson Arias on Unsplash
Back Page Photo by Mulyadi on Unsplash