



Ipswich Show

SECTION 14: FINE ART AND PHOTOGRAPHY SCHEDULE



IPSWICH SHOW 2022 PARTNERS

The President and Members of the Ipswich Show Society would like to thank our partners for their valued support of the Ipswich Show 2022.



**Queensland
Government**



GENERAL CONDITIONS OF ENTRY AND COMPETITION

- This Show is conducted subject to the rules of the Queensland Chamber of Agricultural Societies, the constitution and rules of this Society and any regulation which appears within the Schedule for individual sections of this Show. Should there be any conflict between the rules of the Queensland Chamber of Agricultural Societies, the constitution and rules of this society and the regulations appearing in any schedule, the constitution, rules and regulations appearing in the schedule of this Society shall prevail.
- All persons upon entering any class in this Schedule agree to indemnify the IPSWICH SHOW SOCIETY against liability for any accident, damage, loss or illness to any Exhibit, Exhibitor or Competitor and agree that all Competitions are under the complete and total control of the IPSWICH SHOW SOCIETY whose decision in all matters is final.
- Entrants must comply with the Queensland Workplace Health and Safety (WHS) Regulations Act 2011.
- Entrants agree to abide by COVID safe requirements and directions by the Ipswich Show Society Management and adhere to current Queensland COVID-19 restrictions as listed under the Chief Health Officer Public Health Directive.

THE IPSWICH SHOW SOCIETY

- Will appoint a Chief Steward to each section as its representative in all matters. Failure to comply with lawful directions from appointed Stewards, Committee or Staff or use of verbal or physical abuse will result in Disciplinary Action which may include exclusion from further Competitions and/or the Ipswich Showgrounds.
- Will appoint Judges whose decisions are final and for which no verbal or written communication will be accepted or entered into.
- Reserves the right to make any decisions, inclusions or changes to this Schedule including Conditions of Entry as it may deem fitting without further notice.
- Entering of Competitions does not constitute free admission entry into the Ipswich Show.
- By way of entering for this Competition exhibitors acknowledge that they are compliant with these Conditions.

ANIMAL/S AND BIRD/S EXHIBITORS

- All animal/s and bird/s exhibitors must sign an EXHIBIT HEALTH DECLARATION upon delivery of entry and must comply with the health requirements detailed in this document.
- Exhibit Health Declarations are available at the Show Office or Website www.ipswichshow.com.au
- All Veterinarian fees are the responsibility of the Owner of the animal. Ipswich Show will not take responsibility for any veterinarian fees.

CONDITIONS OF ENTRY INTO GROUNDS

- Terms & Conditions located at front Gate Entry.
- No Glass is to be brought on the Grounds. (Other than entries into sections that require glass jars/bottles.)
- All electrical leads must be tagged in accordance with the relevant industrial regulations.

PRIVACY STATEMENT

The information provided by you in any application for membership or application to enter is used by the Ipswich Show Society to offer member services or to organise and conduct competitions at the Ipswich Show. By applying for membership or entering our competitions you consent to provide such details as your name, address and exhibit, details. Competition information may be made available to the media and included in Ipswich Show publications. Your information will not be disclosed without your consent for any other purpose unless required by law.

SCHEDULE 14 | FINE ART AND PHOTOGRAPHY

CHIEF STEWARD

Natania Rodriguez

Please email queries to tortillanasigoreng@gmail.com.

If you wish to speak with a staff member, please call the Ipswich Show Office on 07 3281 1577

ENTRY FEE

\$6.00 per entry

ENTRIES CLOSE

11:59 pm Friday 29th April 2022

All entry forms & payments must be received by no later than 11:59 pm on the entry close date.

Late entries will not be accepted.

Chief Stewards will not be accepting payments.

Once you have completed your entry via Showday Online you will receive an exhibit card. Please ensure to attach to your exhibit before delivery.

EXHIBIT DROP OFF

Stewards will be in attendance at the Events Centre to receive your entries for the Fine Arts and Photography on:

Friday 6th May between 3:00pm - 6:30pm

Saturday 7th May between 8:00am - 10:00am

Any work delivered by HAND to the Ipswich Show Office prior to the official delivery dates will NOT be accepted.

Freight on exhibits sent by rail or carrier must be prepaid. Address the exhibits to the Ipswich Show Society, Ipswich Showgrounds, 81 Warwick Road, Ipswich, 4305 Qld. Please ensure your exhibit card is attached to your work and provide a note which includes your name and mobile contact number.

PRIZE MONEY

Cash prizes awarded for each class.

A Fine Arts Awards Evening will be held on Tuesday 10th May 2022.

An invitation will be forwarded to all those who have entered the competition. The awards evening will be catered and tickets will be available for purchase via our ticketing platform LUP.

AWARDS

CHAMPION ART EXHIBIT - Sash and card

CHAMPION JUNIOR ART EXHIBIT - Sash and Card

CHAMPION MINIATURIST CRAFT EXHIBIT - Sash and Card

CHAMPION CERAMICS EXHIBIT - Sash and Card

OVERALL CHAMPION PRINT - Trophy and \$75

OVERALL CHAMPION LOCAL PRINT - \$50

CHAMPION OPEN SNAPSHOT- \$50

CHAMPION JUNIOR SNAPSHOT - \$25

COLLECTION

Exhibits must be collected between 4:00 pm to 6:00 pm on Monday 16th May

A receipt must be produced when collecting entries. No responsibility can be accepted for any

uncollected entries.

Entries that have return postage and packaging included will be posted the week of the 23rd May 2022

FINE ART AND PHOTOGRAPHY | RULES AND REGULATIONS

In conjunction with General Conditions of Entry & Competition in front of Schedule

- Class definitions must be strictly adhered to.
- Entries deemed to be entered in a class incorrectly will be reassigned to their correct category by the Chief Steward
- Neither the Show Society nor the Steward, are responsible for loss or damage of entries. All reasonable care will be taken with work entered.
- Entries must be the bona fide original work of the Exhibitor and completed within the last 24 months preceding the show.
- All entries must not have been exhibited at any previous show of this society.
- SALE OF WORK - Commission of 15% will be charged on any works sold. Please indicate your item is for sale and amount when completing the application form. Our Stewards will make up a For Sale price tag and place on the exhibit for you.
- Please note the size of work when completing the application form. If insufficient space is available to display all the entries, then the Stewards reserve the right to select which exhibits, in addition to the prize-winning exhibits are to be displayed.
- Photography - Prints must be commercially processed.
- Photography - Prints must be suitably mounted on the card. No frame entries will be accepted.
- Photography -Minimum size 20cm x 25cm (8in x 10in) including mount/ Maximum size 50cm x 40 cm (20in X 16in) including mount.
- Photography -Prize-winning prints and others specially nominated by the judge will be displayed. The remaining accepted prints show at the discretion of the Stewards as display space permits. Every effort will be made to display all entries.
- All exhibits must have their exhibit cards securely attached to the back of their work.
- Display Labels will be provided upon delivery of works for the entrants to fill in the title, artist name, media, item number and price or NFS. The Display labels will be fixed to the bottom right-hand corner of the paintings.
- Permission is assumed for the Ipswich Show Society to film or photograph work for promotion or fundraising purposes.

FINE ART | OPEN

Entry: \$6:00

Prizes awarded:

1st = \$200

2nd = \$100

Please note: Limit of 3 entries per class per artist.

Entries for 2D works are limited to 120cm in height x 100cm in width including the frame. Due to limited space, this rule will be strictly enforced. Oversized work may be disqualified.

All 2D works must be suitably prepared for hanging, with wire or cord attached to eyes screwed into the frame or back of the work.

Do not use either string, attached by masking tap or a metal clip attached to the cardboard backing of the painting to hang your exhibit as both of these practices have been known to pull out.

OPEN

- Class 14005 Landscape

All landscape subjects are acceptable, from cityscapes to seascapes, the real to the imaginary. Any oils, color pencil, watercolor, acrylic, and pastels are acceptable mediums for this category.

- Class 14006 Portraiture/Figurative (Human Only)

Groups of people, individuals, and nudes.

Any oils, color pencil, watercolor, acrylic, and pastels are acceptable mediums for this category.

- Class 14007 Animals/Fauna

This category includes all animal art. Any oils, colour pencil, watercolour, acrylic, and pastels are acceptable mediums for this category.

- Class 14008 Still Life

From the traditional to the inventive, works may range from a single object to a room's full interior. Any oils, watercolour, acrylic, and pastels are acceptable mediums for this category.

- Class 14009 Abstract

Non-representational art is based on object, figure, or landscape, where forms have been simplified or schematised.

- Class 14010 Sculpture

Three-dimensional art made by one of four basic processes: carving, modeling, casting, constructing.

- Class 14011 Contemporary

Fine Art and Photography | CHAMPION ART EXHIBIT

To be awarded sash and card

JUNIOR ART

Entry: \$3.50

Prizes awarded:

First = \$20.00

Second = \$15.00

Third = \$5.00

- Class 14012 Painting | 12 - 16 years
- Class 14013 Drawing | 12 - 16 years
- Class 14014 New Media | 16 years and under
- Class 14015 Painting | 11 years and under
- Class 14016 Drawing | 11 years and under

Fine Art | CHAMPION JUNIOR ART EXHIBIT
Sash and Card

MINIATURIST CRAFT

Entry: \$3.50

Prizes awarded:

First = \$15

Second = \$10

Third = \$5

- Class 14017 MINIATURIST CRAFT - no manufactured items

(handmade by Exhibitor / no manufactured items or kit work)

Suggested exhibits: Single item or items on the floor, skeleton room or box room completed

- Class 14018 MINIATURIST CRAFT - may have minor inclusions

(handmade by Exhibitor / may have minor inclusions of bought or manufactured items)

Fine Art | CHAMPION MINIATURIST CRAFT EXHIBIT
Sash & Card

CERAMICS

Entry: \$6.00

Prizes Awarded:

First = \$40

Second = \$20

Third = \$10

While aesthetics are important, good construction is paramount with care taken on add-ons and their treatment. This should then provide a solid base to demonstrate unique and diverse decorating techniques.

- Wheel Thrown

Pieces should show skills in forming the clay

Thickness should be appropriate to the size and design of the piece

All pieces should be footed and finished appropriate to the size of the piece

Add-ons must be seamless and well attached with venting holes cleaned and ...smoothed where possible

- Slab

All pieces must be well attached with seamless joints

Shape, size, and form should influence the thickness of the slab construction

Slabs used should have an even thickness throughout except as appropriate

- Coils

Coils used in construction should be even and well attached to each other

At least one surface should be smoothed and finished well with no signs of cracking

- Open

Pieces should show the best qualities of the construction method used

Slip-cast Ceramic

The preparation and cleaning of Greenware will be closely observed. Seamlines should be completely removed, add-ons cleaned including around venting holes, the bottom of pieces should not be felt to enable construction to be viewed. Detail should be recurved where possible. Pieces should be bisque-fired to Cones 03 or 04 and glazed-fired to Cones 04 or 05 as minimums. Pieces should be weighted in a good proportion to their size.

- Glazed Finishes

Glazed finishes should be smooth and show no surface marks

Dry footing is optional

Application of underglazes will also need to be applied according to the product used

- Non-fired Finishes

Includes all acrylic oil or other mediums not requiring additional firing

All non-fired finishes should be sealed and show solid decorating skills

Cleaning should be well done with no obvious seamlines visible

- Adapted

Includes alteration to existing greenware forms and the addition of other materials... e.g., clocks, lace-draping, etc.

Adapted work should show an understanding of the ways in which different mediums and objects can work together

Mechanisms such as clock or music box should be attached well and in working order

- Open

Includes Decals, Mother of Pearl and other lustres, Gold etc. or any other technique used for decorating slip-cast ceramics

Detail such as placement, correct firing and consistency of application will be looked at

- Porcelain and China Painting

Includes all hi fire porcelain fired items decorated with a variety of overglazes. Overall aesthetics and design will be considered along with application

- Class 14019 Hand-built Pottery

(Wheel Thrown, Slab Construction, Coil Construction, Open, Inclusive Class)

- Class 14020 Slip Cast Ceramics

(Glazed Work, Non-fired finishes, Open, Inclusive Class)

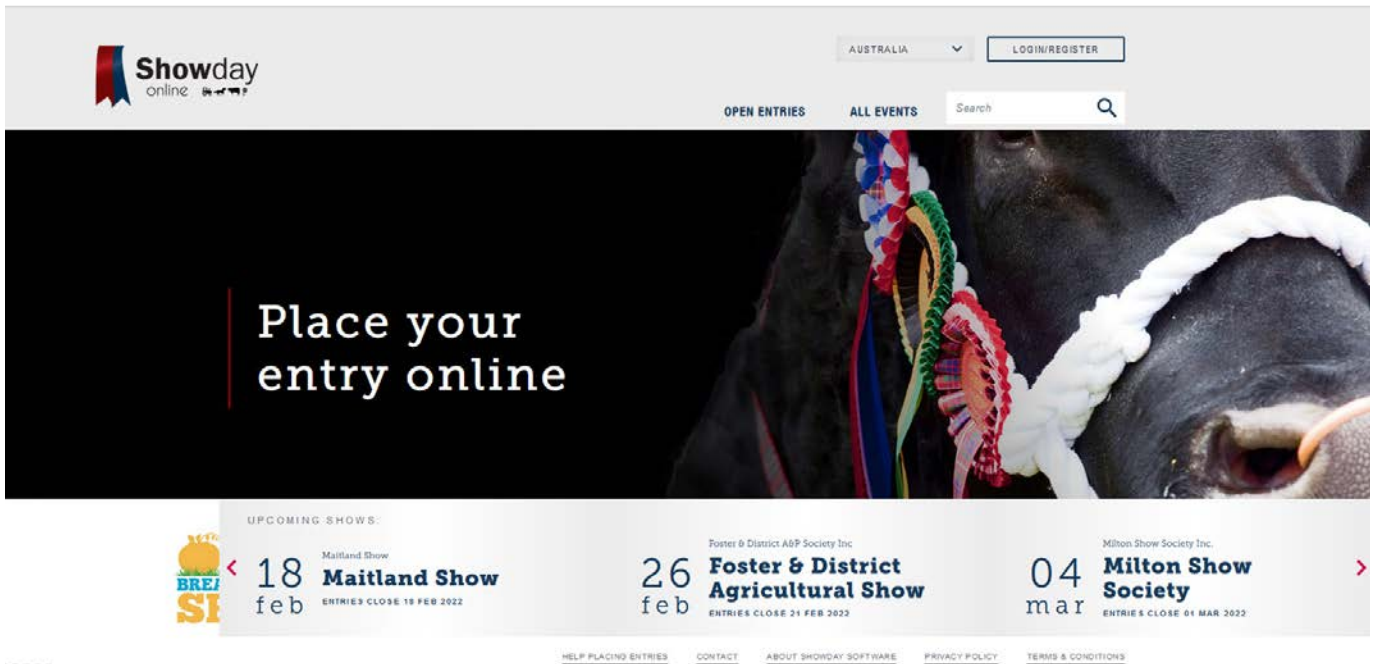
Fine Art | CHAMPION CERAMICS EXHIBIT

Sash and Card

PHOTOGRAPHY

- Class 14020 Monochrome Prints | Pictorial
(Excluding People) | Entry: \$6.00 | Prize 1st \$30 2nd \$20 3rd \$10
- Class 14021 Colour or Monochrome Prints | People
(including portraits) | Entry: \$6.00 | Prize 1st \$30 2nd \$20 3rd \$10
- Class 14022 Colour Print | Pictorial
(Excluding People) | Entry: \$6.00 | Prize 1st \$30 2nd \$20 3rd \$10
- Class 14023 Colour Print | Animals/ Birds/ Insects
Entry: \$6.00 | Prize 1st \$30 2nd \$20 3rd \$10
- Class 14024 Monochrome or Colour Prints (Local Resident Only)
Entry: \$6.00 | Prize 1st \$20 2nd \$10
- Class 14025 Snapshot | People
Entry \$3.50 | Prize 1st \$14 2nd \$6
- Class 14026 Snapshot | Fauna and Flora
Entry \$3.50 | Prize 1st \$14 2nd \$6
- Class 14027 Snapshot | Landscape and Seascape
Entry \$3.50 | Prize 1st \$14 2nd \$6
- Class 14028 Snapshot | Any other subject
For subjects not eligible to be entered into Snapshot | People, Snapshot | Fauna and Flora
and Snapshot | Landscape and Seascape.
Entry \$3.50 | Prize 1st \$14 2nd \$6
- Class 14029 Junior Snapshot | People
Entry: \$2.00 | Prize 1st \$7 2nd \$3
- Class 14030 Junior Snapshot | Flora and Fauna
Entry: \$2.00 | Prize 1st \$7 2nd \$3
- Class 14031 Junior Snapshot | Landscape and Seascape
Entry: \$2.00 | Prize 1st \$7 2nd \$3
- Class 14032 Junior Snapshot | Any other subject
For subjects not eligible to be entered in: Junior Snapshot | People, Junior Snapshot | Flora
and Fauna and Junior Snapshot Landscape and Seascape.
Entry: \$2.00 | Prize 1st \$7 2nd \$3


HOW TO ENTER



This year the Ipswich Show is allowing online entries!!

The fully automated platform allows you to easily enter, pay and track results. Plus, you can add other people's entries at the same time you do yours, and even receive your winnings directly into your bank account. Now there are more options to exhibit something at the Show to wow all your friends and family!

To enter visit: <https://showday.online/> and register your account.



REGISTER

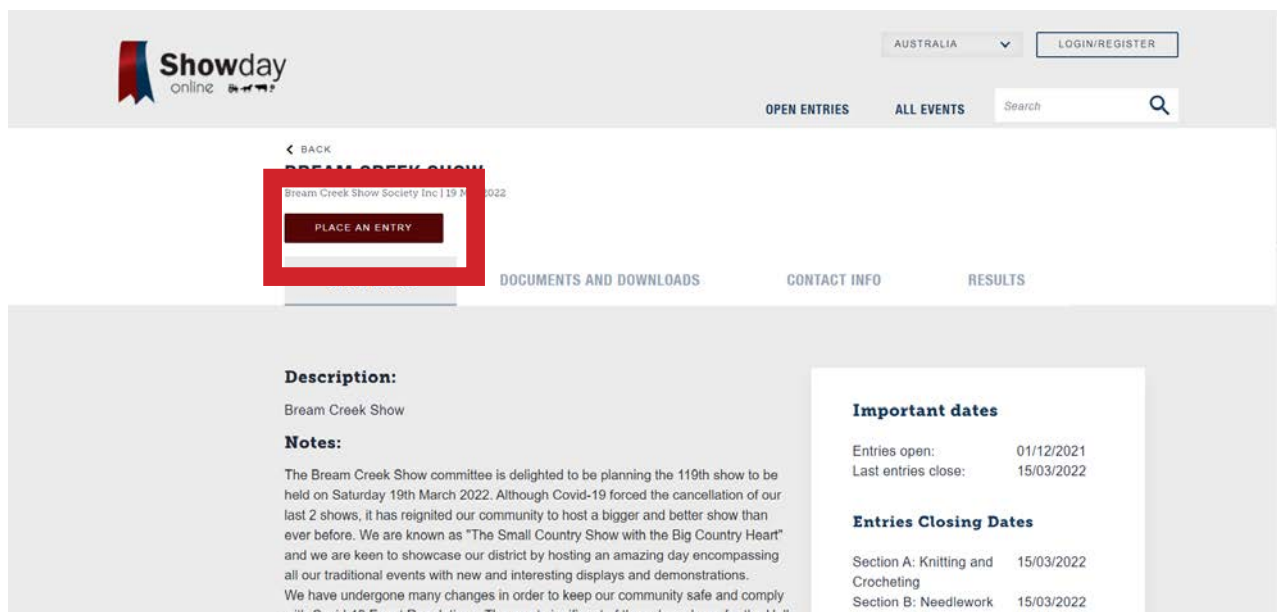
1. When visiting Showday online for the first time you will need to create an account. Single click the Register button. Complete your details and then single click the green Create New Account button.

2. You will need to have the correct punctuation, address info etc, as this information is how all the shows you enter (via Showday.online) will identify you. An individual show cannot change this information once they have received your entry and you are responsible to keep this information up to date on Showday.online.

3. You will receive a welcome email from Showday.online . Follow the directions and setup your Showday.online login password. Then single click the green Save button. If you do not receive this email, please contact Showday via their Contact link -<https://showday.online/contact>.
4. YOU MUST DO THIS TO ACTIVATE YOUR ACCOUNT
5. Please do not create multiple accounts on Showday.online as each show will have information against accounts already created.

LOG IN AND ENTER

1. Once you have created your account, from the home page, click on the ALL EVENTS tab at the top of the page. A new page will load with a list of Shows, scroll down to Ipswich Show and select.
2. One the page loads click on the PLACE AN ENTRY on the top left to begin entering.



3. Click on Individual or Group Entry
4. Fill Entrant - Add new entrant and enter your details
5. Click on Name and Exhibit type
6. Select the Section and Classes you wish to enter

For further instructions please visit:

<https://showday-online.com/how-to-place-entries/>

If you are unable to enter via Showday please contact the Ipswich Show Society who will help assist you 3281 1577



IPSWICH SHOW
SOCIETY
First Show 1878

FRONT PAGE Photo by Al Soot on Unsplash
INSIDE PAGE Photo by Dusan Kipic on Unsplash
MIDDLE PAGE Photo by Patrick on Unsplash
BACK PAGE Photo by Steve Johnson on Unsplash